

SEMO GIS Symposium - September 17th

Question Summaries Individual Responses

Share Tweet Share Share

26 responses

47 days (September 25, 2014 - now)

1 view

Need insights?

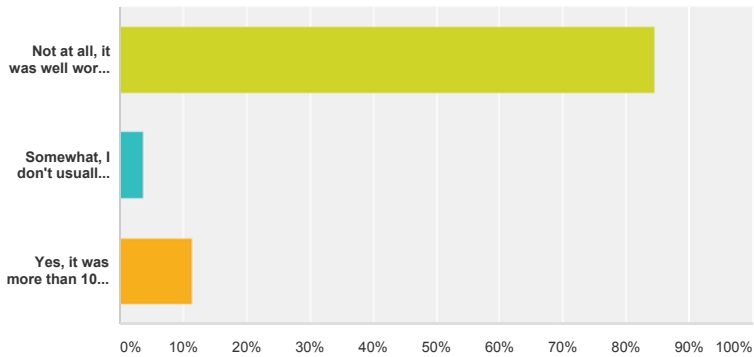
SurveyMonkey has dozens of expertly-designed survey templates.

[Sign up FREE](#) or [Learn more](#)

Q1

In consideration of the Southeast region of Missouri, was the workshop's location inconvenient?

Answered: 26 Skipped: 0

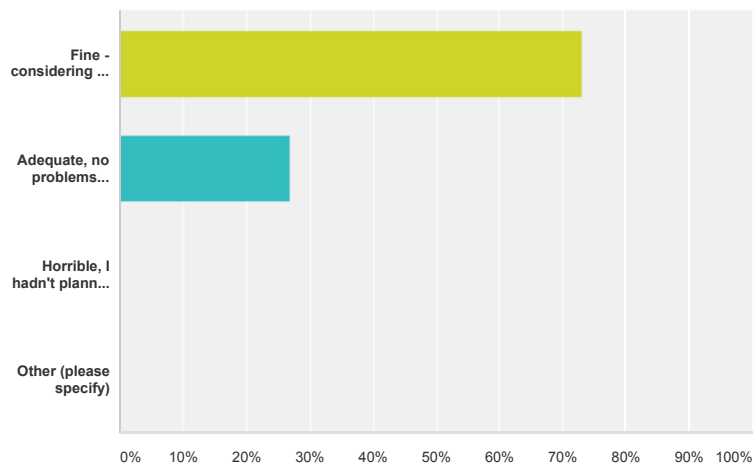


Answer Choices	Responses
Not at all, it was well worth the drive.	84.62% 22
Somewhat, I don't usually get up that early to travel.	3.85% 1
Yes, it was more than 100 miles away.	11.54% 3
Total	26

Q2

How was the parking?

Answered: 26 Skipped: 0



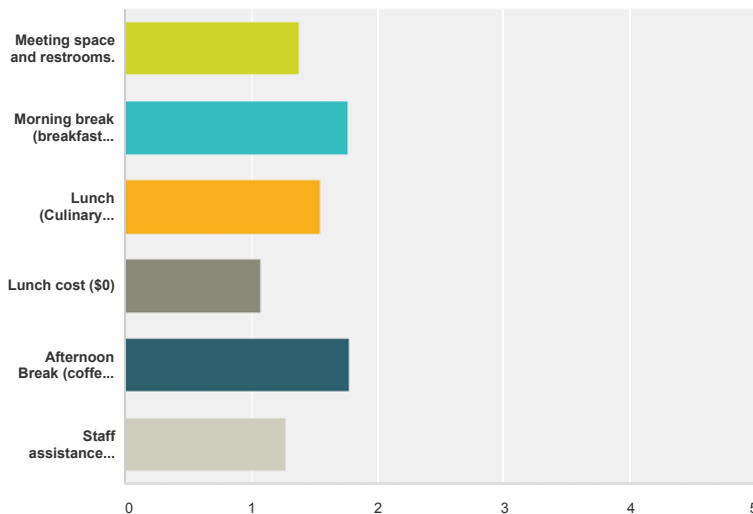
Answer Choices	Responses
Fine - considering the location	73.08% 19
Total	26

Answer Choices	Responses	
Adequate, no problems finding a spot.	26.92%	7
Horrible, I hadn't planned on walking THAT far.	0.00%	0
Other (please specify)	Responses	0.00%
Total		26

Q3

Please rate the hosting facility and provisions made. Rank 1-5 with a score of 1 meaning excellent.

Answered: 26 Skipped: 0

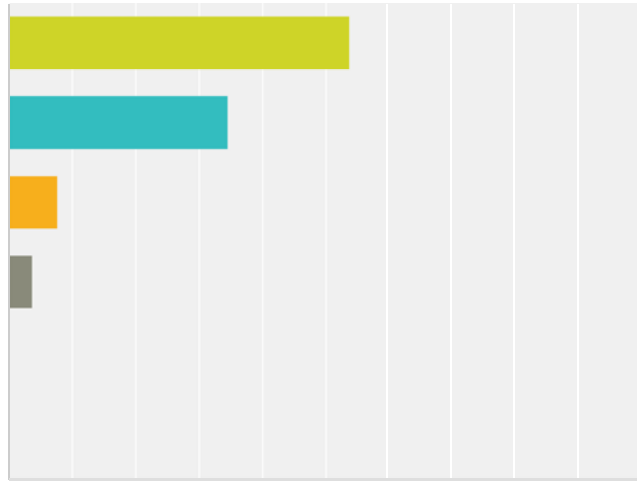


	Excellent	(no label)	(no label)	(no label)	Horrible	Total	Average Rating
Meeting space and restrooms.	65.38% 17	30.77% 8	3.85% 1	0.00% 0	0.00% 0	26	1.38
Morning break (breakfast foods, fruits, coffee, etc.)	48.00% 12	36.00% 9	8.00% 2	8.00% 2	0.00% 0	25	1.76
Lunch (Culinary School)	53.85% 14	38.46% 10	7.69% 2	0.00% 0	0.00% 0	26	1.54
Lunch cost (\$0)	92.31% 24	7.69% 2	0.00% 0	0.00% 0	0.00% 0	26	1.08
Afternoon Break (coffee and water)	50.00% 13	30.77% 8	11.54% 3	7.69% 2	0.00% 0	26	1.77
Staff assistance (workshop organizers)	73.08% 19	26.92% 7	0.00% 0	0.00% 0	0.00% 0	26	1.27

Q4

Overall, I felt the agenda was:

Answered: 26 Skipped: 0

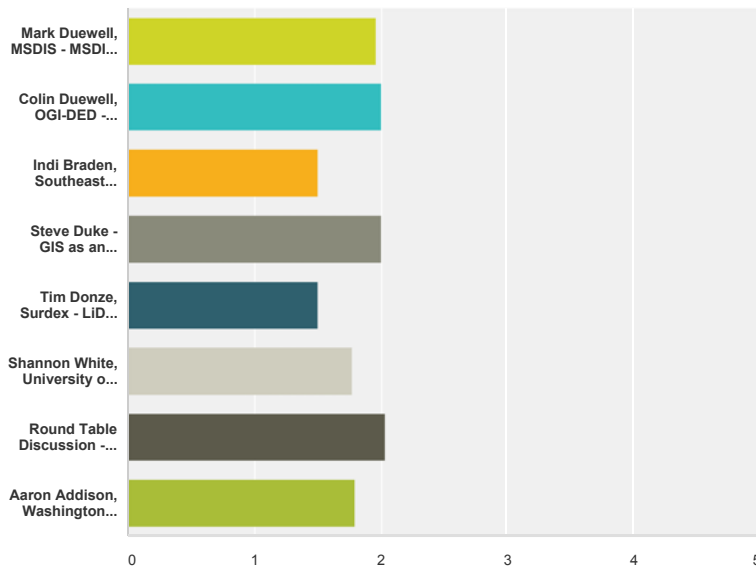


Answer Choices	Responses
Very good - well worth my time.	53.85% 14
Good - I learned quite a bit.	34.62% 9
Adequate - I know a little bit more about GIS than before the workshop.	7.69% 2
Poor - I expected to learn more.	3.85% 1
Horrible - A waste of my time.	0.00% 0
Other (please specify)	Responses 0.00% 0
Total	26

Q5

Evaluate the following statements.

Answered: 26 Skipped: 0



	I learned a lot	I was educated	I learned a little	What? Sorry, I was YouTubing...	Total	Average Rating
Mark Duewell, MS DIS - MS DIS Update	32.00% 8	44.00% 11	20.00% 5	4.00% 1	25	1.96

	I learned a lot	I was educated	I learned a little	What? Sorry, I was YouTubing...	Total	Average Rating
and Broadband Structures Final Report						
Colin Duewell, OGI-DED - Business Analyst Gravity Modeling	28.00% 7	48.00% 12	20.00% 5	4.00% 1	25	2.00
Indi Braden, Southeast Missouri State Univ. - UAVs/GIS in Farming	57.69% 15	34.62% 9	7.69% 2	0.00% 0	26	1.50
Steve Duke - GIS as an Economic Development Tool	34.62% 9	34.62% 9	26.92% 7	3.85% 1	26	2.00
Tim Donze, Surdex - LIDAR Basics and MO/AR LIDAR Project Overview	53.85% 14	42.31% 11	3.85% 1	0.00% 0	26	1.50
Shannon White, University of Missouri Extension - Assisting Youth in Learning GIS	34.62% 9	53.85% 14	11.54% 3	0.00% 0	26	1.77
Round Table Discussion - Issues with GIS	30.77% 8	38.46% 10	26.92% 7	3.85% 1	26	2.04
Aaron Addison, Washington University - GIS and Land Use in Karst	40.00% 10	44.00% 11	12.00% 3	4.00% 1	25	1.80

Q6

Please rate the concept of mixing local applications presentations with information presented from the state and federal level. Score on a scale of 1-5 with a score of 1 meaning you'd like more information in that category in future workshops. A 3 in each category means you liked the agenda's mix as it was presented.

Answered: 24 Skipped: 2

Local presentations

State (OGI-DED,...

Federal

Universities/Ed ucational...

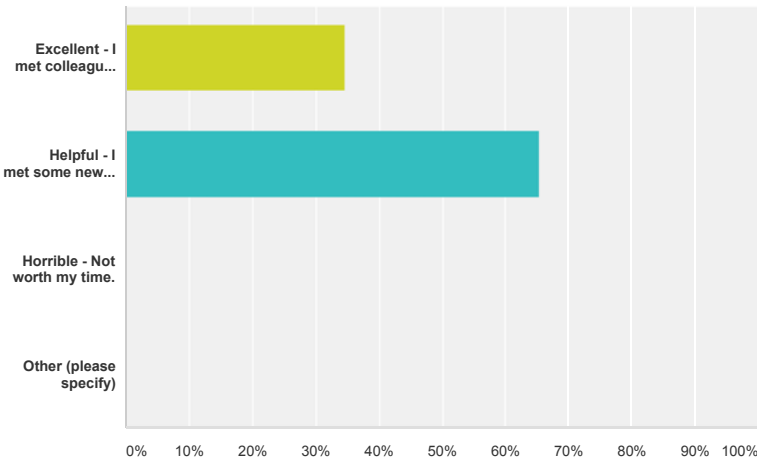


	Bring it on!	More	Same	Less	No thanks.	Total	Average Rating
Local presentations	25.00% 6	16.67% 4	58.33% 14	0.00% 0	0.00% 0	24	2.33
State (OGI-DED, MSDIS)	16.67% 4	25.00% 6	54.17% 13	4.17% 1	0.00% 0	24	2.46
Federal	20.83% 5	25.00% 6	50.00% 12	0.00% 0	4.17% 1	24	2.42
Universities/Educational Institutions (Southeast MO State University, Washington University)	20.83% 5	29.17% 7	45.83% 11	0.00% 0	4.17% 1	24	2.38

Q7

The networking opportunities at the workshop were:

Answered: 26 Skipped: 0



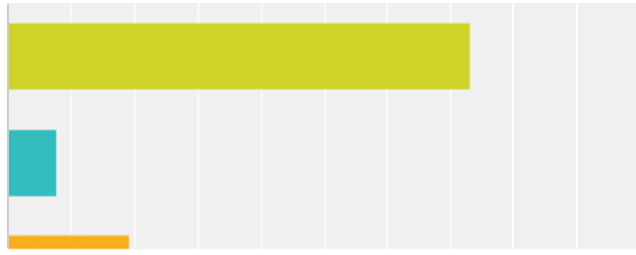
Answer Choices	Responses
Excellent - I met colleagues that I need to know and learn from.	34.62% 9
Helpful - I met some new people and said hello to some old friends.	65.38% 17
Horrible - Not worth my time.	0.00% 0
Other (please specify)	Responses 0.00% 0
Total	26

Q8

Would you attend the same workshop if there was a small fee involved (perhaps \$10 to cover your lunch)?

Answered: 26 Skipped: 0

Yes

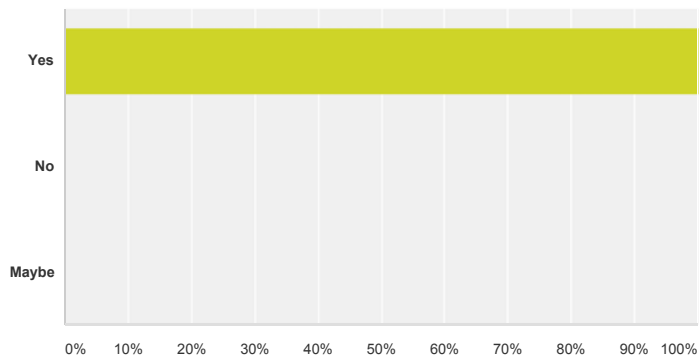


Answer Choices	Responses
Yes	73.08% 19
No	7.69% 2
Perhaps	19.23% 5
Total	26

Q9

I would attend a workshop in the future - if there was new information to be presented and I was able to attend.

Answered: 26 Skipped: 0



Answer Choices	Responses
Yes	100.00% 26
No	0.00% 0
Maybe	0.00% 0
Total	26

[Comments \(2\)](#)

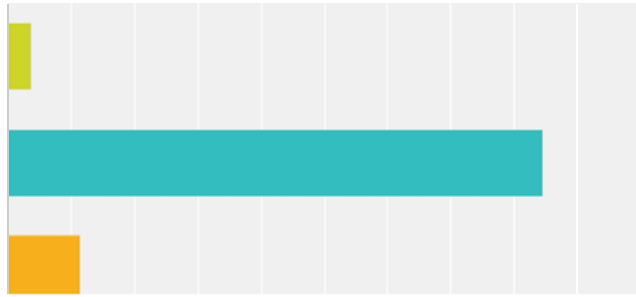
Q10

Which description below best describes your status?

Answered: 26 Skipped: 0

Student

GIS User



Answer Choices	Responses	
Student	3.85%	1
GIS User	84.62%	22
Interested in GIS	11.54%	3
Vendor	0.00%	0
Total		26

Powered by  SurveyMonkey™

Check out our [sample surveys](#) and [create your own now!](#)